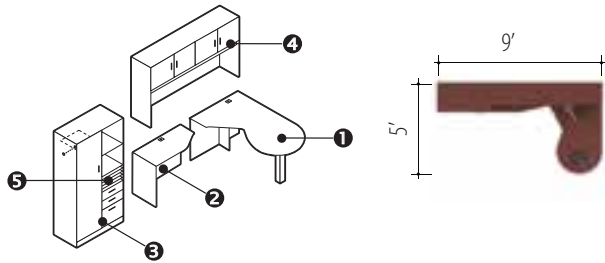
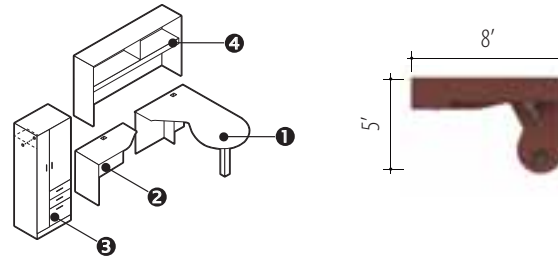


v. 1



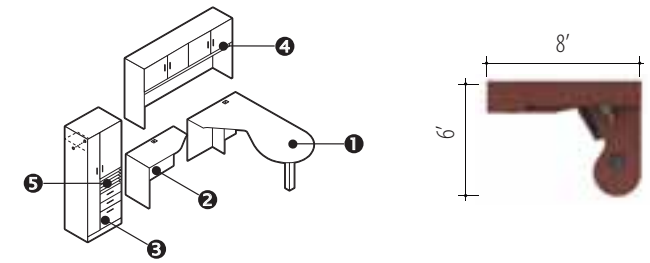
Description	Qty	Model
① Extended Corner Island (R)	1	Z3660EPTR
② Return (L)	1	Z203616RL
③ Personal Tower (R)	1	Z36M6BFNR
④ Hutch	1	Z72S36H
⑤ Collator	1	Z36MPTQ

v. 2



Description	Qty	Model
① Extended Corner Island (R)	1	Z3660EPTR
② Return (L)	1	Z203616RL
③ Personal Tower (R)	1	Z24M6BFR
④ Hutch	1	Z72S36HN

v. 3



Description	Qty	Model
① Extended Corner Island (R)	1	Z3672EPTR
② Return (L)	1	Z203616RL
③ Personal Tower (R)	1	Z24M6BFCR
④ Hutch	1	Z72S36H Z1
⑤ Collator	1	Z36MPTQ