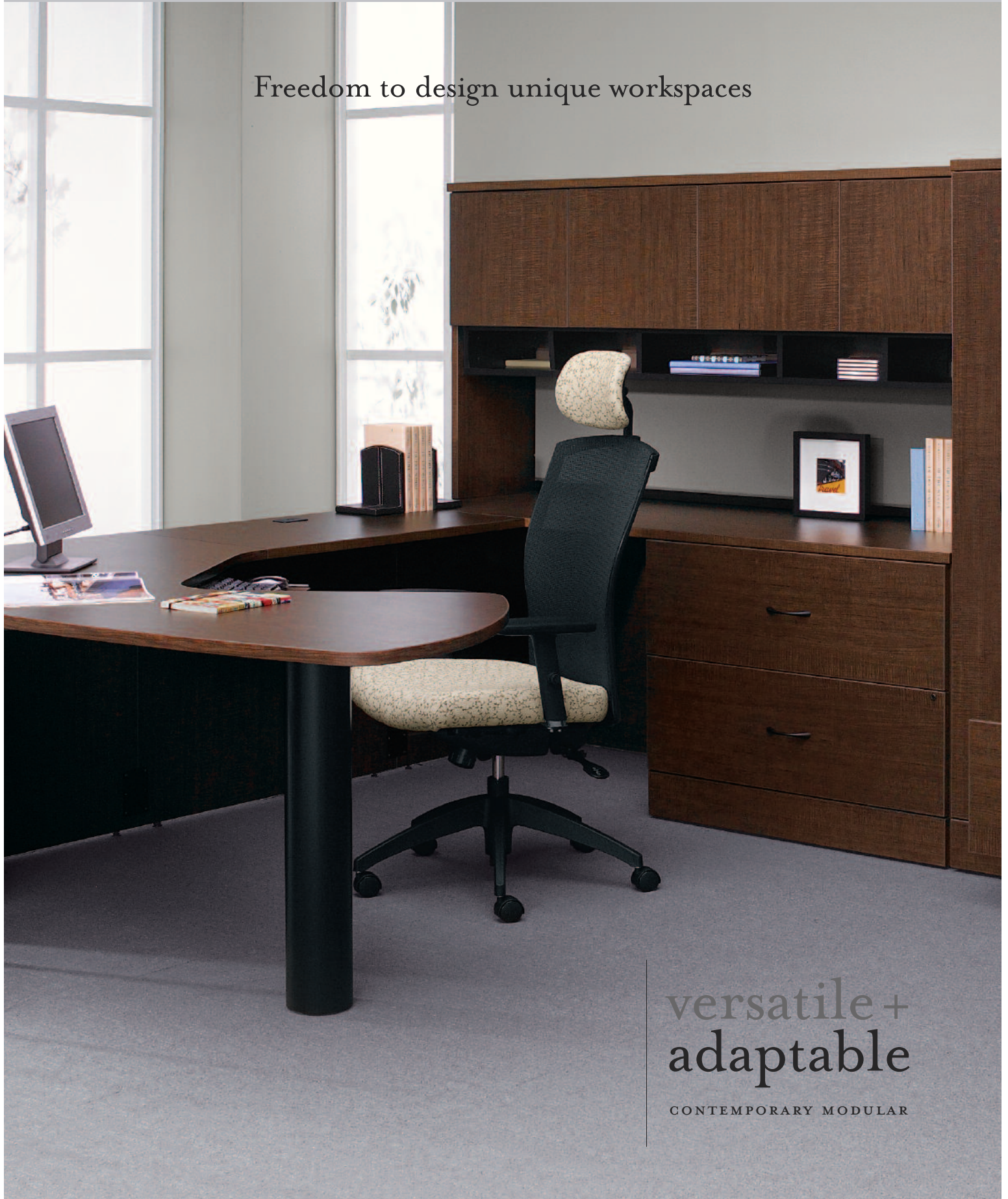




ADAPTABILITIES®

Freedom to design unique workspaces



versatile +
adaptable

CONTEMPORARY MODULAR



ADAPTABILITIES®



management office

Whether a workplace calls for individual use, teaming or hotelling, Adaptabilities offers an extensive range of matching modular components, in a choice of hundreds of finish combinations – from rich mahogany to contemporary solids.

Progressive and functionally designed island worksurfaces and bow front desks are complemented by attractive cabinetry and credenza options.

Shown above in Tiger Walnut (TWL) with Alero and Caprice seating. Shown on the cover in Tiger Walnut (TWL) with Alero seating.



ADAPTABILITIES®



professional workspaces

When planning your office with the versatile Adaptabilities, coordination of design and function is evident. Adaptabilities meets your needs – from reception areas to executive offices.



Shown in Avant Cherry (AWC) over Storm Grey (SOG) with NuCAS (above) and ObusForme (above left) seating.

ADAPTABILITIES®



teaming cluster

Curvilinear worksurface can create a contemporary and productive environment. Whether a workspace is required for individual use, teaming or hotelling, Adaptabilities offers a wide variety of mix and match components to meet any design specification. Optional Divide™ panels can be added to Adaptabilities worksurface to provide economical visual privacy between work areas or create effective reception applications.




Electrical and data wiring easily passes through Adaptabilities notched end panels, grommets and flexible wire ways in hutches.



Narrow Support Legs with wire support pass through



Worksurface grommet / wire pass through



Hutch back panel has grommet / wire pass through at top



Hutch - Soft wire way for cable management at bottom

Shown above left in Constellation Latte (CSL) over Constellation Vanilla (CSV) with Divide Series in ribbed glazed (RG) panels and Silver (SI) posts with Supra X seating. Shown above in Constellation Latte (CSL) over Constellation Vanilla (CSV) with frosted glazed (ZI) doors and Aspen seating.



ADAPTABILITIES®



boardroom + conference

Adaptabilities raises the standard of quality in executive workspaces with a broad range of attractive boardroom and management components. Serving carts, audio visual cabinets, easy to clean white boards, flip charts and cork boards support today's multi-media boardroom requirements.

Bold 1½" thick conference table tops lend an ambiance of strength to each meeting.

Round, square, rectangular and racetrack table tops can be supported by a variety of base designs.



Panel Base
shown with a rectangular top



Cross Base
shown with a round top



Mobile Lectern

Shown above in Avant Honey (AWH) with Tara seating. Shown above left tables in Avant Honey (AWH) over Black (BLK) and lectern in Avant Honey (AWH).

ADAPTABILITIES®



teaming with divide™

Divide™ is a modular desk-mounted panel system with laminate, fabric and glazed panels which vertically stack to provide privacy. An integrated rail accepts accessories to organize your work and free up your workspace.

A complete selection of off-desk accessories help to organize and prioritize your work while maximizing work surface space. Shown right mounted on optional accessory rail.



CD Holder




Pencil Holder



Binder Tray



Telephone Support



Sorting Tray



File Hanger

Shown above in Tiger Maple (TMP) over Constellation Java (CSJ) with Divide panels in fabric, laminate and frosted glazing with Shadow seating. Shown above left in Avant Honey (AWH) with Divide panels in ribbed glazing, and Malaga seating.




ADAPTABILITIES®



Personal Storage Tower

Features



Fully progressive steel ball bearing suspension



Steel drawer interior



Lock



Handles

Refer to your current price list for pricing, specifications and a complete listing of components and finishes available for Adaptabilities.

Global - Canada

The Global Group, 1350 Flint Rd., Downsview ON Canada M3J 2J7
Sales & Marketing: Tel (1-877) 446-2251
Customer Service: Fax (800) 361-3182
Government Customer Service: Fax (416) 739-6319

Global - U.S.A.

17 West Stow Road P.O. Box 562
Marlton New Jersey U.S.A. 08053
Tel (856) 596-3390 (800) 220-1900
Fax (856) 596-2516

Global - International

560 Supertest Road Downsview
Ontario Canada M3J 2M6
Tel (416) 661-3660 (800) 668-5870
Fax (416) 667-1821

GGI Office Furniture (UK) Ltd.

Global Way Darwen
Lancashire UK BB3 0RW
Tel +44(0) 1254 778500
Fax +44(0) 1254 778519

Visit us on the World Wide Web at www.globaltotaloffice.com

Offices throughout Canada, United States, United Kingdom, France, Brazil, Australia and Italy. Distribution around the world. A member of the Global Group.

© 2009 © Trade-Marks of Global Total Office. These products may be covered by one or more issued patents or pending patent applications in Canada, the U.S. and elsewhere. All intellectual property rights in applicable trademarks, patents and industrial designs are strictly reserved. Spec. Models are correct at time of printing. Printed in Canada. Quebec / Global Group Design Center 181109 / 030244

