



COMFORT XL  
obusforme



# ObusForme® Comfort XL, just for big and tall

Tall

Extended High Back



1251-0 Extended High Back  
Wide and Deep Synchro-Tilter

Wide

Extra Wide Chair

22" to 26" wide  
Maximum comfort for people who weigh  
more than 225 lbs. and less than 400 lbs.



1255-3 High Back  
Wide Standard Depth Multi-Tilter

Deep

Standard or Deep Seat

Deeper seat provides an extra 1.5" depth  
(as compared to the  
standard seat depth)



1253-8 Medium Back  
Wide and Deep Weight Sensing Synchro-Tilter

**Extra wide chair design** (approximately 19" to 24.5" width between arms). Global's Vari-Width arms offer up to two inches of additional adjustment on each side of the chair. This allows up to 26" of space between the arms. The Extended High Back chair provides full neck and head support for users over six feet tall. The seat height starts at 17" and the overall height measures 53". The above model is 6'6" tall.

# Comfort and support

## Mechanism Options



Synchro-tilter (-0) with adjustable back angle



Multi-tilter (-3) with adjustable back & seat angle



Weight sensing synchro-tilter (-8)

DESIGNED TO MEET  
THE REQUIREMENTS OF







**BIFMA**

ANSI/BIFMA X5.11  
LARGE OCCUPANT  
CHAIR STANDARD

ObusForme Comfort XL's deeper seat models ensure full leg support for taller individuals or those who have longer legs. With the standard sliding seat depth adjustment, deeper seats are capable of providing an additional 2.5" of adjustment.



# Make it yours – choose your back, seat and mechanism

		Extended High Back	High Back	Medium Back
For long legs, extra 1.5"	Deep Seat	 <p><b>1251</b> Extended High Back Deep Seat</p>	 <p><b>1252</b> High Back Deep Seat</p>	 <p><b>1253</b> Medium Back Deep Seat</p>
	Standard Seat	 <p><b>1254</b> Extended High Back Standard Seat</p>	 <p><b>1255</b> High Back Standard Seat</p>	 <p><b>1256</b> Medium Back Standard Seat</p>

Synchro-tilter (-0), multi-tilter (-3) or weight sensing (-8) mechanisms can be added to any model.

## Features



Width adjustable arms



Arm height adjustment to support forearms



Seat slides forward

## Armcap Features



Armcaps slide sideways



Armcaps slide forwards and backwards



Pivoting armcaps



Cover: 1251-3 Shown in Allante, Tundra (A49E). Model is 6'6" tall.



**U.S.A.**  
Global Furniture Group  
17 West Stow Road P.O. Box 562  
Marlton New Jersey U.S.A. 08053  
Tel (856) 596-3390 (800) 220-1900  
Fax (856) 596-5684

**Canada**  
Global Furniture Group  
1350 Flint Rd., Downsview ON Canada M3J 2J7  
Sales & Marketing: Tel (1-877) 446-2251  
Customer Service: Fax (800) 361-3182  
Government Customer Service: Fax (416) 739-6319

**International**  
Global Furniture Group  
560 Supertest Road Downsview  
Ontario Canada M3J 2M6  
Tel (416) 661-3660 (800) 668-5870  
Fax (416) 661-5671

Visit us online at [globalfurnituregroup.com](http://globalfurnituregroup.com) Offices throughout Canada, United States, United Kingdom and Brazil. Distribution around the world. A member of Global Furniture Group. © 2017 ® TM Trade-Marks of Global Furniture Group. These products may be covered by one or more issued patents or pending patent applications in Canada, the U.S. and elsewhere. All intellectual property rights in applicable trademarks, patents and industrial designs are strictly reserved. Made in Canada. Specifications are correct at time of printing. Printed in Canada. Creative / Global Design Center 020817 17.0115